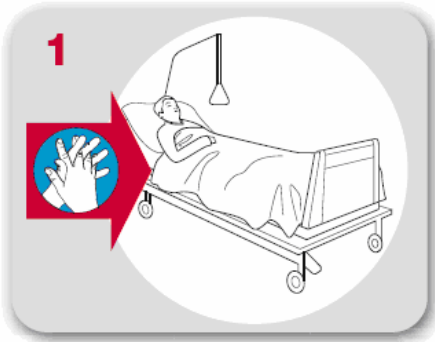
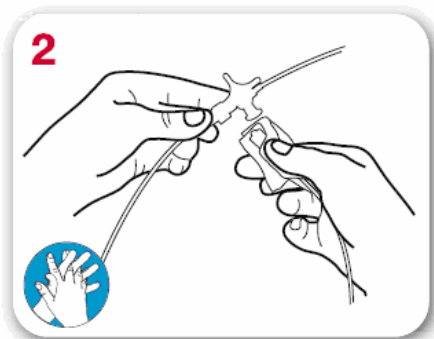


Your 4 moments for HAND HYGIENE



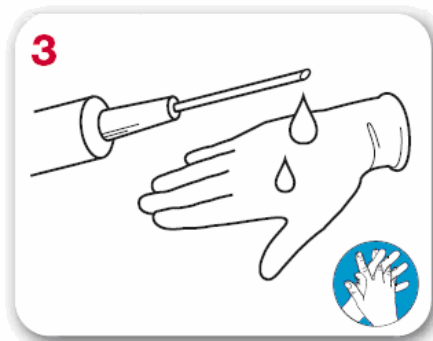
BEFORE PATIENT CONTACT

When approaching - Clean your hands before touching a patient and/or any equipment, furniture or surface in their bed space



BEFORE AN ASEPTIC TASK

Clean your hands immediately before any aseptic task



AFTER BODY FLUID EXPOSURE RISK

Clean your hands immediately after an exposure to body fluids (and after glove removal)



AFTER PATIENT CONTACT

When leaving - Clean your hands after touching a patient and/or any equipment, furniture or surface in their bed space

Adapted from WHO "Your 5 Moments for Hand Hygiene" 2006

A COMPONENT OF ROUTINE PRACTICES

THE ROUTINE PRACTICES PROJECT

A Quality Improvement Initiative of Capital Health Infection Control Department

In Collaboration with "STOP clean your hands" Canada's National Hand Hygiene Campaign

