






Putting on Basic Personal Protective Equipment (PPE)-Ebola Virus Disease

For Droplet/Contact precautions for Ebola Virus Disease (EVD), all persons entering the patient's room **must** wear at least: **Gown** (disposable fluid resistant or impermeable); **Facemask** (surgical); **Eye/Face Protection** (face shield); and **Gloves** (Nitrile). **Note:** *The use of Enhanced PPE is based on a point of care risk assessment and is described in the Enhanced PPE document.*

- Prior to entry to the patient room:**
- Inspect PPE for defects and appropriate size prior to putting on
 - Remove **all** personal items [Jewelry, cell phones, pagers, ID's, lanyards, stethoscope, etc.]
 - Ensure hair is secured away from face and neck

<p>1. Perform Hand Hygiene</p>		
<p>2. Gown <i>Long sleeved cuffed, fluid resistant/ impermeable gown.</i> Fastened in back at neck and waist.</p>		<ul style="list-style-type: none"> • If the gown is too small, use 2 gowns • Gown #1 fastens in front, • Gown #2 fastens in back
<p>3. Mask <i>(fluid resistant surgical mask)</i></p> <p>Note: <i>N95 to be used for aerosol generating procedures</i></p>		<ul style="list-style-type: none"> • Place over nose, mouth and chin • Fit flexible nose piece over bridge of nose • Secure on head with ties or elastics • Adjust nose piece to fit

<p>4. Eye and Face Protection <i>Full face shield</i></p>		<ul style="list-style-type: none"> • Eye glasses are not considered protective eyewear • Ensure front and sides of face are covered
<p>5. Gloves (Nitrile)</p>		<ul style="list-style-type: none"> • Extend over cuffs of gown • No exposed skin should be showing • If wearing double gloves- inner pair goes under cuff of gown and outer pair extends over cuffs of gown

While wearing PPE:

- Avoid Touching or Adjusting PPE.
- Remove gloves if they become torn or damaged then perform hand hygiene and put on new gloves
- If a point of care risk assessment indicates an increased risk of exposure to blood or other body fluids (e.g. patient at risk of vomiting or experiencing diarrhea), the healthcare worker should stop patient care, initiate PPE removal process and then leave patient room. The healthcare worker should then put on Enhanced PPE, re-enter patient room and resume patient care.

Images are from: the © Centers for Disease Control and Prevention (CDC), 2011. Guidance for the Selection and Use of Personal Protective Equipment (PPE) in Healthcare Settings. Retrieved May 16, 2012 from <http://www.cdc.gov/HAI/prevent/ppe.html>; and Capital Health Infection Prevention and Control Department January 2015.

Sequencing based upon guidelines from the Public Health Agency of Canada 2014. *Infection Prevention and Control Expert Working Group: Advice on Infection Prevention and Control Measures for Ebola Virus Disease in Healthcare Settings.* <http://www.phac-aspc.gc.ca/id-mi/vhf-fvh/ebola-ipc-pci-eng.php>

Jan 26, 2015